

# Epiphany Scout™

## FIND YOUR RISKS—BEFORE NEW THREATS FIND YOU




The Epiphany Intelligence Platform™ is a data context engine, ingesting and analyzing a wide range of IT, security, and threat data. Epiphany helps security professionals understand and mitigate business risks quickly and easily—before they lead to adverse impacts.

Scout is an automatic, continuous feed of new and emerging risks, threats, attacks, and vulnerabilities. Epiphany ingests this feed through its Recon module and integrates it into your Epiphany dashboard. Epiphany prioritizes these risks in context with your environment's current state, and identifies which emerging risks could potentially do the most harm to your business.

Scout's automated source analysis, guided by offensive security experts, deconstructs complex attack conditions into actionable intelligence. Using Epiphany's data-context and path-builder engines, the Scout team creates models for attacks that are active in the wild. With this near-real-time information, Scout ensures that you're always aware of what's coming, if it matters, and what to do about it.

Scout harnesses the power of a world-class team of data scientists and offensive security experts who constantly evolve Scout's models. It monitors threat intelligence, digests attack and exploit forum data, ingests open-source intelligence feeds, and explores cybersecurity research for emerging risks. Scout translates these new risks into meaningful outcomes for your organization. Using this enriched data, Epiphany can hunt, find, and evaluate risks continuously and automatically—with no need for you to intervene.

## KEY BENEFITS

-  **Always Hunting**  
The Scout team proactively hunts for new and emerging risks that can impact your operations and business—24 x 7 x 365. You'll always know how you stand against up-to-the-minute risk conditions.
-  **Risk Reduction**  
Scout continuously, automatically feeds new potential attack conditions into your Epiphany Recon module. If you are impacted by a new risk, you'll know what to do about it.
-  **Risk Prioritization**  
Epiphany's mitigation-prioritization engine takes contextual intelligence from the Scout feed and models it against your existing risks. Scout helps Epiphany surface only the most relevant new risks, so you can focus your remediation efforts.

## KEY CAPABILITIES

### Risk Hunting Beyond the Known

[Book a Demo](#) 

#### Deep Insights

Scout hunts continuously for risk conditions in your environment, across multiple data dimensions, including industry, size, data type, application utilization, and geography. Yet Scout never needs to see your customer or source data. Guided by some of the world's leading experts in offensive security, Scout consumes multiple risk intelligence feeds, dissects the associated risk conditions, and empowers Epiphany to find them for you.

#### Always Vigilant

The Scout team identifies and evaluates thousands of emerging risks every day. Scout's mission is to make you aware of how these new risks could potentially harm your business—before they have a chance to impact you.

#### Meaningful Prioritization

Scout automatically feeds your Epiphany dashboard with emerging risk data, and Epiphany notifies you with the highest-priority potential impacts. That minimizes distractions for you, and ensures you focus on the greatest risks to your business.